



# Central Coast Bonsai Club

---

## Annual Exhibition and Bonsai Open

### Exhibitor Rules & Guidelines

**VENUE: "The Show Room" Mingara Recreational Club, Tumbi Umbi NSW**

Saturday 6 <sup>th</sup> April 2024	9am to 5pm
Sunday 7 <sup>th</sup> April 2024	10am to 4pm
Contact	<a href="mailto:CCBCExhibitionCoord@gmail.com">CCBCExhibitionCoord@gmail.com</a>

View some of Australia's best bonsai, watch demonstrations by top Australian bonsai artists or purchase goods from a variety of vendors.

Proudly presented by

**Central Coast Bonsai Club Inc**

## 1. PURPOSE

This document details the entry of exhibits by Central Coast Bonsai Club financial members.

Our **Annual Competition / Exhibition** will be held in conjunction with the Bonsai Open.

The Annual Competition / Exhibition is only available for financial members of the Central Coast Bonsai Club Inc.

All club members are encouraged to enter the competition.

The Competition / Exhibition allow club members an opportunity to proudly share their efforts with the wider community and afford an opportunity to compare with peers.

The local community will observe a range of bonsai covering all disciplines and categories. We seek to engage community members in the art of bonsai.

We intend to additionally promote the art of bonsai with some of the best Australian bonsai by means of the parallel **Bonsai Open** competition.

## 2. CLUB COMPETITION LEVELS

Club members are encouraged to participate in the Annual Competition which is arranged in four progressive levels and one special category.

The progressive levels through which an individual may progress over the years are (in sequential order):

1. **Novice**
2. **Intermediate**
3. **Advanced**
4. **Platinum (The Club Committee have directed that this category will not be available for the 2024 exhibition)**

The Special Category

5. **Mini**

Mini category includes Keishi, Shito, Mame and Shohin.

For the purpose of the Annual Exhibition / Competition, a **Mini** is defined as a tree that is a maximum of 10in/25cm in height, measured from the rim of the pot to the top of the tree.

For cascade and semi cascade styles, a maximum of 6in/15cm from the rim of the pot to the top of the tree and 8in/20cm in length of tail of the cascade.

## 3. BONSAI OPEN

Any club member may enter their tree(s) into the **Bonsai Open** and the tree(s) entered into the Bonsai Open and will not incur the Bonsai Open entry fee.

## 4. Exhibition Entry Application

To enter an exhibit, you will need to submit an entry form. The [Exhibit Application](#) form can be:

1. completed online, saved then emailed, or
2. completed online, printed, scanned then emailed, or
3. printed, completed by hand, scanned.

## 5. WHICH LEVEL TO ENTER

Club members will enter the Annual Exhibition / Competition at the same level they are qualified to enter the Monthly Bench Competition in that year.

By way of an example, if a member enters the Monthly Bench Competition at an Intermediate level, then they enter the Annual Exhibition / Competition at the Intermediate level. The Mini section of the Annual Exhibition / Competition is open to all members and does not have levels.

There are no limits on the number of exhibits entered by each exhibitor. However, we may need to manage the overall numbers to fit within the display area. Mini and Multi-Point are considered as one exhibit (See further explanation on subsequent pages).

Upon winning first place in either the Novice Intermediate level, a club member must enter the next successive level in the following year. Upon winning the Advanced level, a club member must enter the next successive level (Platinum) in the following year.

## 6. ENTRY CONDITIONS OF EACH LEVEL / CATEGORY

### 6.1. Wire

From a judging perspective minimal wiring is desirable, however:

1. All sections may have wire on branches.
2. Novice and Intermediate may have wire on the trunk.
3. Advanced & Mini must not have wire on the trunk.

### 6.2. Ownership & Care

Exhibited material may be the complete work of the exhibitor or may have been purchased in a completed form.

Exhibited material that has been purchased in a completed form must have been in the exhibitor's care and possession for a minimum period of twelve (12) months before entering the Annual Exhibition / Competition. This requirement does not apply to the Bonsai Open.

### 6.3. Pots

Novice, Intermediate, Advanced and Mini trees must be displayed in a bonsai pot / container or equivalent (e.g., slab). Mini bonsai must not be over potted or else they may be disqualified by judges.

## 6.4. Height

There are no height restrictions in any level or category other than the Mini category.

To reiterate, for the purpose of the Annual Exhibition / Competition, a **Mini** is defined as a tree that is a maximum of 10in/25cm measured from the rim of the pot to the top of the tree. The Mini category includes Keishi, Shito, Mame and Shohin. For cascade and semi cascade styles, a maximum of 6in/15cm from the rim of the pot to the top of the tree and 8in/20cm in length of tail of the cascade.

## 7. EXHIBIT GUIDE

### 7.1. Displays

Exhibits should comply with one of 3 general display forms:

1. Single Point Display
2. Multi Point Display
3. Mini Display

Each of the above displays is considered as one (1) entry. By way of example:

- Entering 1 single tree and 1 multi-point display of 2 trees, equates as two (2) exhibits; or
- Entering 2 trees as a Multi-point display and a Mini display of 6 trees, equates to two (2) exhibits.

A description of these displays is shown on below.

#### 1. Single Point Display

A single point display is described as a single tree, displayed with the accompaniment of an Accent element such as Soe, Kusamono, stone, figure or similar creative element.

This type of display is preferred for a medium to very large tree. The accompanying element is traditionally positioned on the side in which the directional movement of the tree is heading.

All elements should be displayed on supportive devices such as stands.





## 2. Multi Point display

A Multi-Point display is typically described as an exhibit of up to 3 trees. One tree will be medium to large in size, the other will be small to medium in size and if a third tree is utilised, it will be very small in size or may be an Accent element (as described above).

Typically, the two main trees will have directional movement toward one another and the small tree or Accent element will be positioned in between the larger trees.

All elements should be displayed on supportive devices such as stands.




### 3. Mini Display

A Shohin display is described as a collection of Shohin trees and accompanying Accent elements exhibited in a cohesive formation.

If comprised of 3 trees, the Shohin display will typically be displayed in a similar manner as a “Multi-Point display”.

If more than 3 trees are used, there are numerous possibilities for multiple Shohin arrangements which incorporate a rack or shelving system. The exhibitor is encouraged to refer to the many publications available to optimise their exhibit.

All elements should be displayed on supportive devices such as stands.



## 7.2. Space Allocation

The Central Coast Bonsai Club intend to provide suitable facilities for the Exhibition / Competition including allocation of space, tables and table covers to ensure exhibits are displayed to their best advantage. Exhibitors should provide and ensure that entries are displayed with stands and associated accents plants, figurines or stones to optimise their entry.

## 8. LOGISTICS

The Annual Exhibition / Competition will be held at Mingara Club, Tumbi Umbi NSW on the Saturday 6th April 2024 from 9am to 5pm and Sunday 7th April 2024 from 9am to 4pm.

Central Coast Bonsai Club will advise exhibitors of the logistics as we near the date.





For the avoidance of doubt, exhibitors must ensure that all exhibits are delivered to the venue on Friday 5th April 2024 between 3pm and 5pm.

### 8.1. Closing Dates

For club members the Club exhibition closing date for exhibit entries is the 22nd March 2024.

### 8.2. Registering Competition Exhibit

Upon delivering an exhibit and completing the admission register, you will be provided a colour marker signifying the competition level you are entering the tree(s).

<p>Yellow</p>  <p>Novice</p>	<p>Green</p>  <p>Intermediate</p>	<p>Red</p>  <p>Advanced</p>	<p>Orange</p>  <p>Mini</p>
---	--	--	---

The colour marker must be clearly affixed within the pot. Failure to do so will result in the exhibit **NOT** being judged and therefore ineligible to win a prize.

No exhibit may be dismantled or removed until the event closes at 4pm on Sunday 7th April 2024. Owners must promptly dismantle / remove all exhibits / displays upon conclusion of the event (within one hour of closure). The Club will not be responsible for any exhibits not removed promptly.

Example entry forms are shown at the end of this document and Exhibitor's completed forms must be sent to [CCBCExhibitionCoord@gmail.com](mailto:CCBCExhibitionCoord@gmail.com)

## 9. JUDGING OVERVIEW

Judging will be conducted by independent, experienced bonsai artists after exhibits have been set up and the hall(s) vacated on Friday evening.

All judges' decisions will be final and no correspondence or discussion will be entered into.

Exhibitors are not permitted to question or approach judges. Feedback relating to the judging can be provided to the Exhibition Manager.

### 9.1. JUDGING

#### Novice and Intermediate

Awards: 1<sup>st</sup>, 2<sup>nd</sup> and 3<sup>rd</sup>.

A Scoring Sheet would not be used. All exhibits provided with minimum of one positive and one improvement comment.

**Note:** Any novice and intermediate club member may enter their exhibit(s) into the Bonsai Open. A club member will not incur an entry fee. Exhibits entered in the Bonsai Open will not be eligible to be judged in the club Annual Exhibition / Competition categories.

### **Mini and Native**

Awards: Mini -1<sup>st</sup>, 2<sup>nd</sup> and 3<sup>rd</sup> (May also be awarded Best Shohin in Exhibition as part of the Bonsai Open. Refer to the 2024 Bonsai Open Rules Exhibit Guide Entry Form.docx).

Awards: Native<sup>2</sup> - Best in Exhibition (Bonsai Open)

<sup>2</sup> Australian Native - An Australian native plant is any plant indigenous to Australia as included in the Australian Plant Census except those identified therein as naturalised.

### **Advanced**

Awards: 1<sup>st</sup>, 2<sup>nd</sup> and 3<sup>rd</sup>. A scoring sheet will be used.

**Note:** All advanced exhibits are also automatically entered into the Bonsai open and judged accordingly. Advanced exhibits remain eligible for the club competition awards.

To assist exhibitors, prepare their entries, the following judging form provides an indication as to the categories and weighting that judges will apply when reviewing entries.

Where two or more exhibits are judged as equal (e.g., combined score of 115 each), the Club President will make the final judgment.

The exhibitor will be provided with a copy of their combined score sheet at a later date after the Exhibition / Competition is completed.

## **10. PUBLICITY RIGHTS**

The Central Coast Bonsai Club Inc reserves the right to:

1. publish the exhibitors' names and pictures of exhibits for any exhibits awarded a Central Coast Bonsai Club Inc Bonsai Open cash prize, and
2. publish pictures of all other exhibits.



Central Coast Bonsai Club Inc

CCBC Annual Exhibition and Bonsai Open

April 2024

Bonsai Number	Category		Advanced								Open					
.....																
Judges Comments (Optional)																
	Least	Scores can increment at 0.5 e.g. 8.5								Most	Score	Judges Comments (Optional)				
<b>Health &amp; Presentation</b>	1	2	3	4	5	6	7	8	9	10						
<b>Nebari and Trunk</b>	1	2	3	4	5	6	7	8	9	10						
<b>Branches and Refinement</b>	1	2	3	4	5	6	7	8	9	10						
<b>Pot or Equivalent</b>	1	2	3	4	5	6	7	8	9	10						
<b>Overall Design and Aesthetic Quality</b>	2	4	6	8	10	12	14	16	18	20						
		<b>Total</b>								<b>0</b>	<b>/</b>	<b>60</b>				